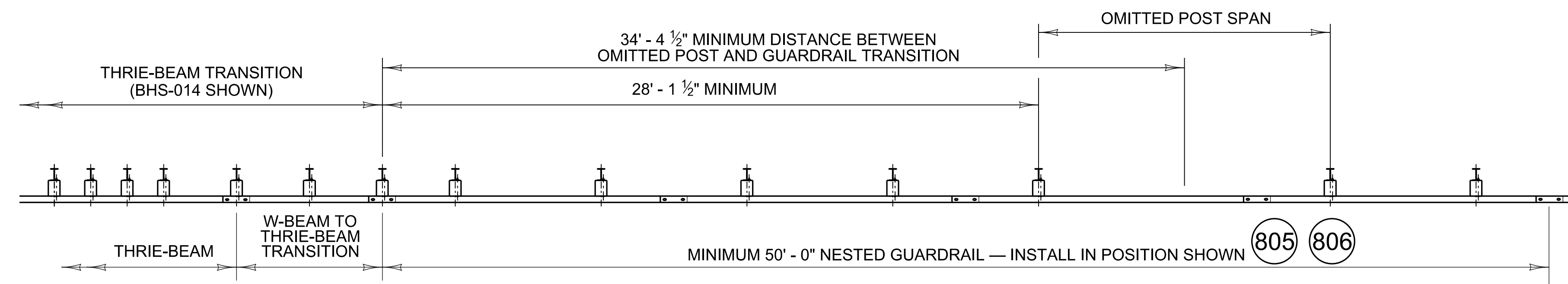
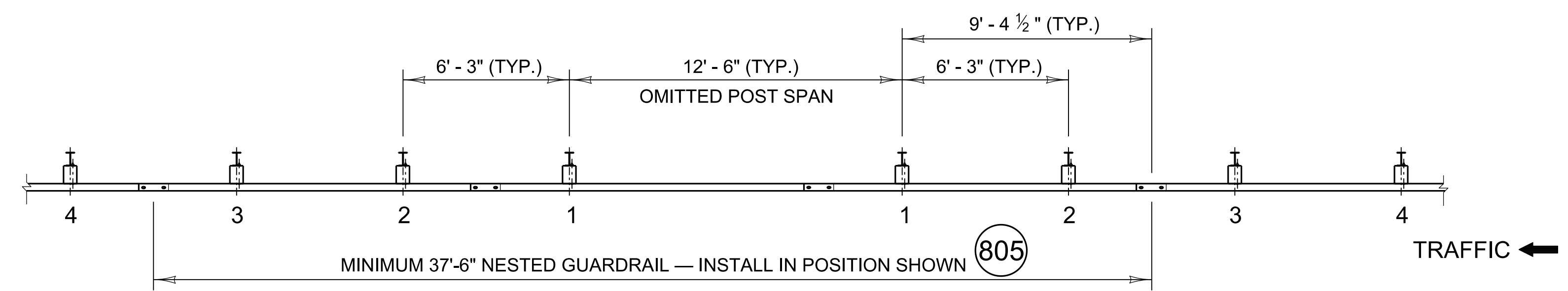


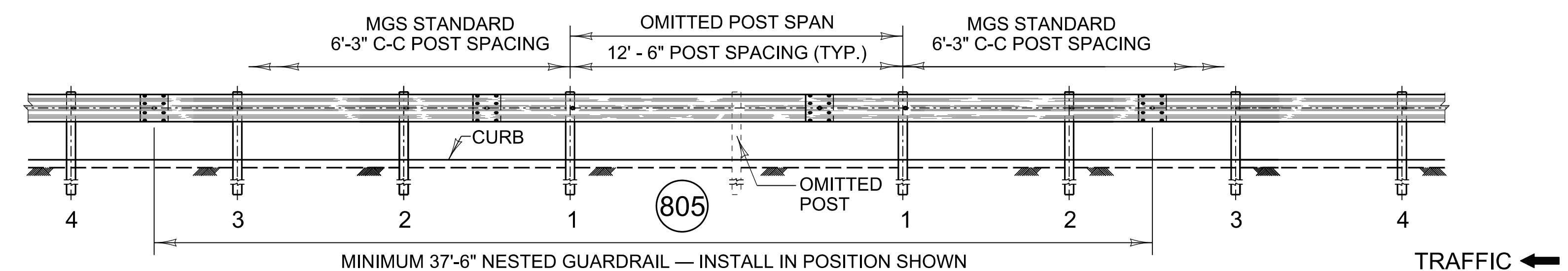
**MGS LONG SPAN**  
(REF: RBR-200, SHEETS 9 & 10 – MGS LONG SPAN)



**NESTED MGS WITH OMITTED POSTS, LOCATED ABOVE OR ADJACENT TO CURB, CONNECTED TO A THRIE-BEAM GUARDRAIL TRANSITION** (REF: BHS-013 AND BHS-014).



**PLAN**



**ELEVATION**

**NESTED MGS WITH OMITTED POST, INSTALLED ABOVE OR ADJACENT TO CURB**  
(REF: RBR-205, MGS ADAJACENT TO CURB)

**~ NOTES ~**

801. ALL DRAWINGS DEPICT MGS STANDARD GUARDRAIL WITH AN OMITTED POST, SHOW THE MINIMUM DISTANCES BETWEEN OMITTED POSTS AND OTHER ROADSIDE SAFETY HARDWARE, AND ARE MASH TL-3 APPROVED.

802. FOLLOW ALL NOTES ON RBR-200, SHEET 6.

803. FIELD OMISSION OF POSTS WITHOUT THE ENGINEER'S APPROVAL IS NOT PERMITTED.

804. CRT = CONTROLLED RELEASE TERMINAL POSTS

805. WHERE A CURB IS PRESENT, OMITTED POSTS REQUIRE A NESTED GUARDRAIL RAIL SECTION. PAY AS NESTED GUARDRAIL.

806. WHEN A POST IS OMITTED IN THE PRESENCE OF CURB NEAR A THRIE-BEAM GUARDRAIL TRANSITION, EXTEND THE NESTED GUARDRAIL TO THE W-BEAM-TO-THRIE-BEAM TRANSITION PANEL.

**BID ITEM AND UNIT TO BID**

G/R-W BEAM-S FACE TL-3 (NESTED)	LF
G/R-W BEAM-S FACE TL-3	LF

REVISION DATE: 05/06/2026  
REVISION NUMBER: 0

05/06/2026 DATE  
SUBMITTED  
DIVISION DIRECTOR  
APPROVED  
STATE HIGHWAY ENGINEER

**BARRIERS**